


# Monocrystalline Cells

PERC SE BIFACIAL



## Model: NBM66CPSB9B

**Dimension:** 166 mm x 166 mm ± 0.25 mm  
**Thickness:** 160µm ± 20µm, diameter 223 ± 0.25mm  
**Front (-):** Silicon oxide + blue silicon nitride compound anti-reflection coating (PID Free); The width of bus bar is 0.1±0.1 mm and the head of bus bar is forked; The number of fingers is 122. The front side of the solar cell is designed as a half sheet.  
**Back (+):** Rear side of bifacial cell: Passivated Emitter (AlOx and SiNx dual layer) rear contact : the rear side is composed of 9 roots rear compound bus bar and 138 roots rear Al fingers: the rear compound bus bar is partially narrowed; 6 section Ag electrode with a width of 2.1±0.3 mm was embedded in rear Al bus bar; The width of hollow section in Al field is 1.9±0.3 mm, and the width of exposed Ag electrode is 1.5±0.3 mm; there is no laser groove under the rear electrode.

### Temperature Coefficients

Current Temperature Coefficient	$\alpha$ (Isc)	0.040 %/°C
Voltage Temperature Coefficient	$\beta$ (Voc)	-0.31 %/°C
Power Temperature Coefficient	$\gamma$ (Pmax)	-0.41 %/°C

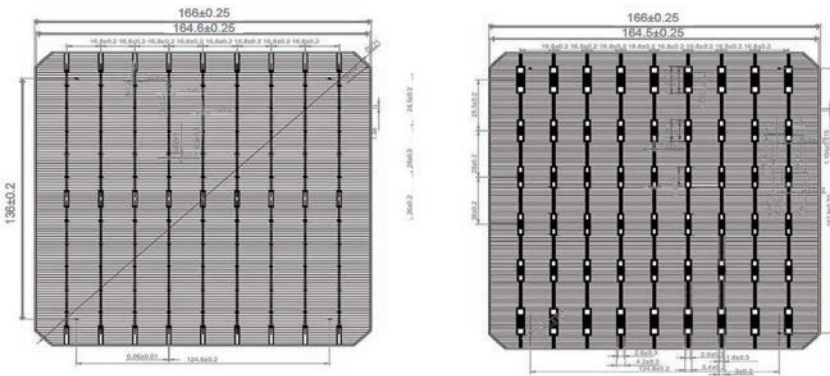
\*Standard test condition; AM 1.5, 1000W/m<sup>2</sup>, 25°C

### Electrical Characteristics

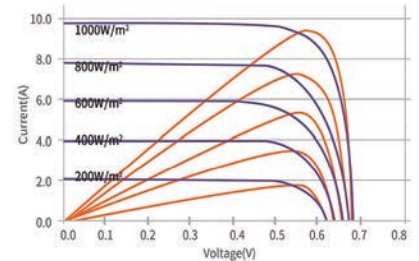
No	Efficiency (%)	Pmpp (W)	Umpp (V)	Impp (A)	Voc (V)	Isc (A)
01	22.90	6.28	0.594	10.563	0.682	11.139
02	22.80	6.25	0.593	10.550	0.680	11.124
03	22.70	6.22	0.590	10.544	0.678	11.119
04	22.60	6.20	0.589	10.529	0.677	11.103
05	22.50	6.17	0.587	10.515	0.676	11.089
06	22.40	6.14	0.585	10.502	0.675	11.077
07	22.30	6.11	0.583	10.488	0.673	11.060
08	22.20	6.09	0.580	10.485	0.670	11.046
09	22.10	6.06	0.579	10.472	0.668	11.033
10	22.00	6.03	0.576	10.464	0.666	11.025
11	21.90	5.98	0.575	10.451	0.664	11.008

\*Data under standard testing conditions (STC): 1000W/m<sup>2</sup>, AM1.5, 25°C, efficiency tolerance; average +3%/-0.1% absolute.

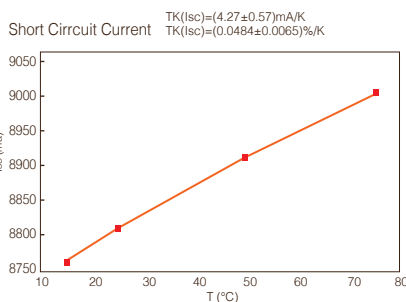
### Conductor Partterns (unit: mm)



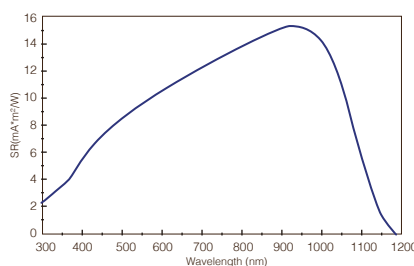
### Typical IV Curve



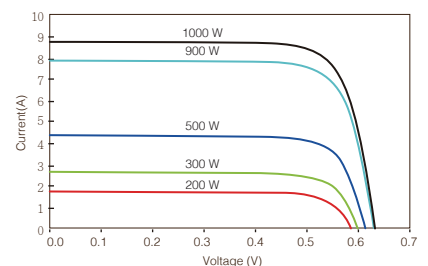
### Calculated Temperature Coefficients



### Typical Spectral Response



### Typical Current-Voltage Curve



Package: Typical package for one carton contains 1,200 cells. The cells are sealed in cell box every 100 PCs.

\* The datasheet is for informational purposes only and subject to change without prior notice.