

Monocrystalline Cells

PERC SE Tech



Model: NBM58CPS

Dimension: 158.75 mm x 158.75 mm ± 0.25 mm
 Thickness: 190µm ± 20µm, diameter: 223 ± 0.25mm

Front (-): 5 x 0.7 mm wide bus bars (silver) with distance 31.2 mm, acid texturized surface with blue silicon nitride AR coating.

Back (+): 1.3 mm wide silver / aluminum soldering pads, aluminum back surface field.

Temperature Coefficients

Current Temperature Coefficient	α (Isc)	0.04 %/°C
Voltage Temperature Coefficient	β (Voc)	-0.36 %/°C
Power Temperature Coefficient	γ (Pmax)	-0.36 %/°C

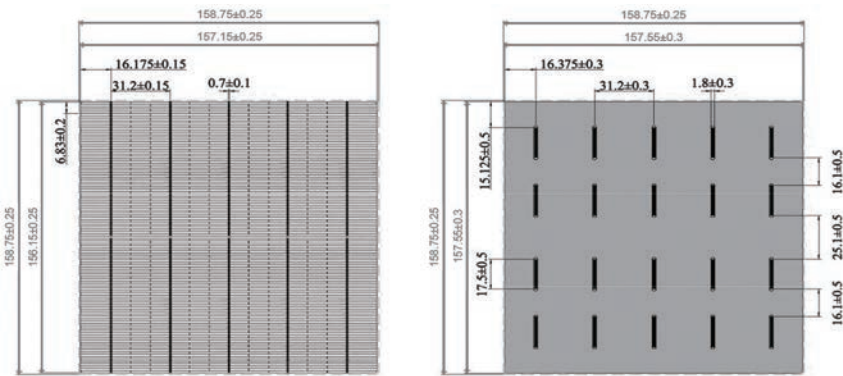
*Standard test condition; AM 1.5, 1000W/m², 25°C

Electrical Characteristics

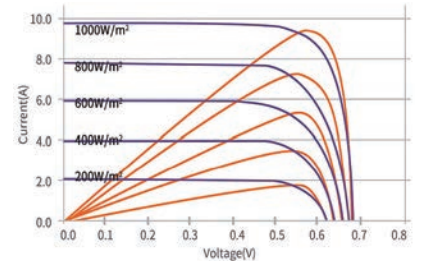
No	Efficiency (%)	Pmpp (W)	Umpp (V)	Impp (A)	Voc (V)	Isc (A)
01	22.30	5.62	0.580	9.690	0.686	10.186
02	22.20	5.59	0.579	9.663	0.679	11.169
03	22.10	5.57	0.578	9.636	0.678	11.152
04	22.00	5.54	0.577	9.609	0.677	11.134
05	21.90	5.52	0.576	9.582	0.676	11.116
06	21.80	5.49	0.575	9.555	0.675	11.099
07	21.70	5.47	0.574	9.527	0.674	11.079

*Data under standard testing conditions (STC): 1000W/m², AM1.5, 25°C, efficiency tolerance; average +3%/-0.1% absolute.

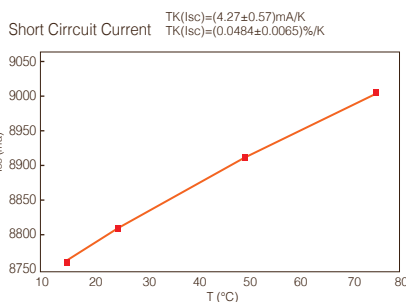
Conductor Patterns (unit: mm)



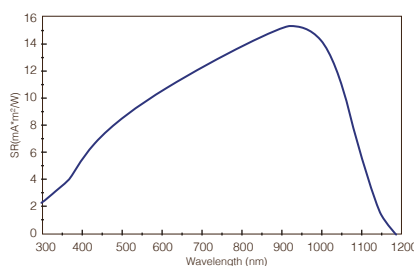
Typical IV Curve



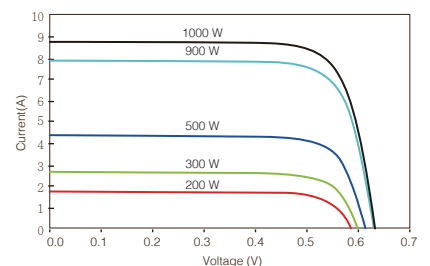
Calculated Temperature Coefficients



Typical Spectral Response



Typical Current-Voltage Curve



Package: Typical package for one carton contains 1,200 cells. The cells are sealed in cell box every 100 PCs.

* The datasheet is for informational purposes only and subject to change without prior notice.