

Monocrystalline Cells

PERC Tech



Model: NBM58CP

Dimension: 158.75 mm x 158.75 mm ± 0.25 mm
 Thickness: 190µm ± 20µm, diameter: 223 ± 0.25mm

Front (-): 5 x 0.7 mm wide bus bars (silver) with distance 31.2 mm, acid texturized surface with blue silicon nitride AR coating.

Back (+): 1.3 mm wide silver / aluminum soldering pads, aluminum back surface field.

Temperature Coefficients

Current Temperature Coefficient	α (Isc)	0.04 %/°C
Voltage Temperature Coefficient	β (Voc)	-0.36 %/°C
Power Temperature Coefficient	γ (Pmax)	-0.36 %/°C

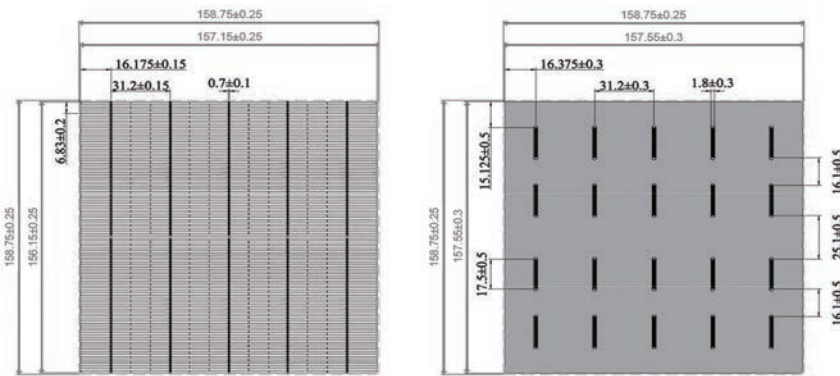
*Standard test condition; AM 1.5, 1000W/m², 25°C

Electrical Characteristics

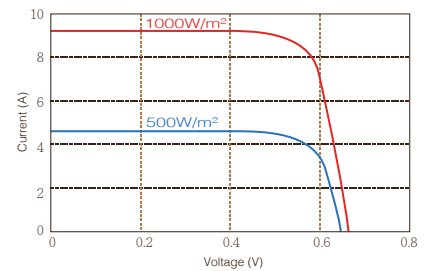
No	Efficiency (%)	Pmpp (W)	Umpp (V)	Impp (A)	Voc (V)	Isc (A)
01	22.40	5.64	0.591	9.55	0.689	9.97
02	22.30	5.62	0.590	9.52	0.688	9.96
03	22.20	5.59	0.589	9.50	0.687	9.95
04	22.10	5.57	0.588	9.47	0.686	9.94
05	22.00	5.54	0.587	9.44	0.685	9.93
06	21.90	5.52	0.586	9.42	0.684	9.92
07	21.80	5.49	0.585	9.39	0.683	9.91
08	21.70	5.47	0.584	9.36	0.682	9.90
09	21.60	5.44	0.583	9.34	0.681	9.89
10	21.50	5.42	0.582	9.31	0.680	9.88
11	21.40	5.39	0.581	9.28	0.679	9.87

*Data under standard testing conditions (STC): 1000W/m², AM1.5, 25°C, efficiency tolerance; average +3%/-0.1% absolute.

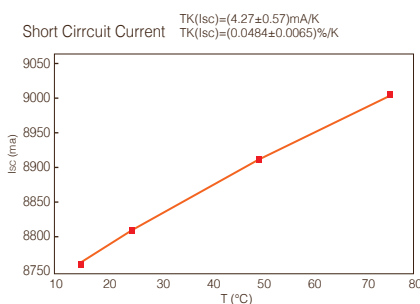
Conductor Patterns (unit: mm)



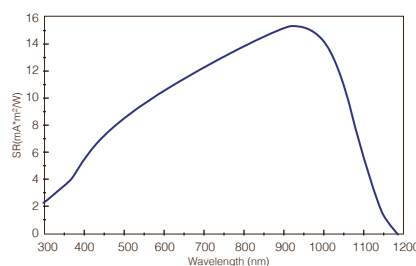
Typical IV Curve



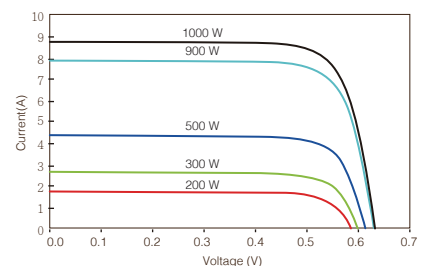
Calculated Temperature Coefficients



Typical Spectral Response



Typical Current-Voltage Curve



Package: Typical package for one carton contains 1,200 cells. The cells are sealed in cell box every 100 PCs.

* The datasheet is for informational purposes only and subject to change without prior notice.