



612



Guarantee on product material and workmanship



Linear power output warranty

NB80M-G12P-A(390~410) Solar Cells With PERC Technology High Efficiency MONO Solar Module

The Module strengthens the module density, greatly improves the power and efficiency. At the same time, it has the advantages of flexible installation, cost saving, good system adaptation. High reliability, easy transportation, environmental protection and so on.



Mono MBB half cut technology



Production process reliability test



3 times EL test to ensure best quality



Competitive low light performance



Less mismatch to get more power



Less power loss by minimizing the shading impact

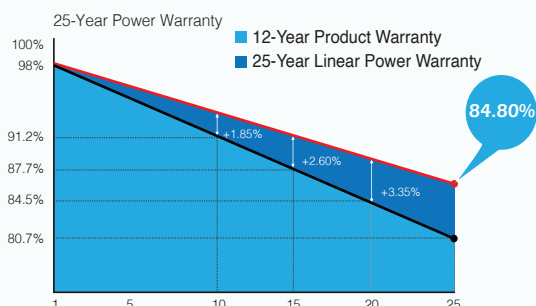


Ideal choice for utility and commercial scale projects by reduced BOS and improved ROI



Outstanding reliability proven by PVEL for stringent environment condition: Sand, Acid, Salt, Hailstones Anti-PID

QUALITY ASSURANCE



CERTIFICATION



TUV: IEC/EN 61215, IEC/EN 61730
GB/T 19001-2016 / ISO 9001:2015
GB/T 24001-2016 / ISO 14001:2015
CHSAS: 18001:2007
CNAS-CL01: ISO/IEC 17025:2017



NBS ENERGY GROUP CO., LTD.
www.nbsenergy.com | sales@nbsenergy.com
© 2023 NBS ENERGY GROUP CO., LTD.



NB80M-G12P-A

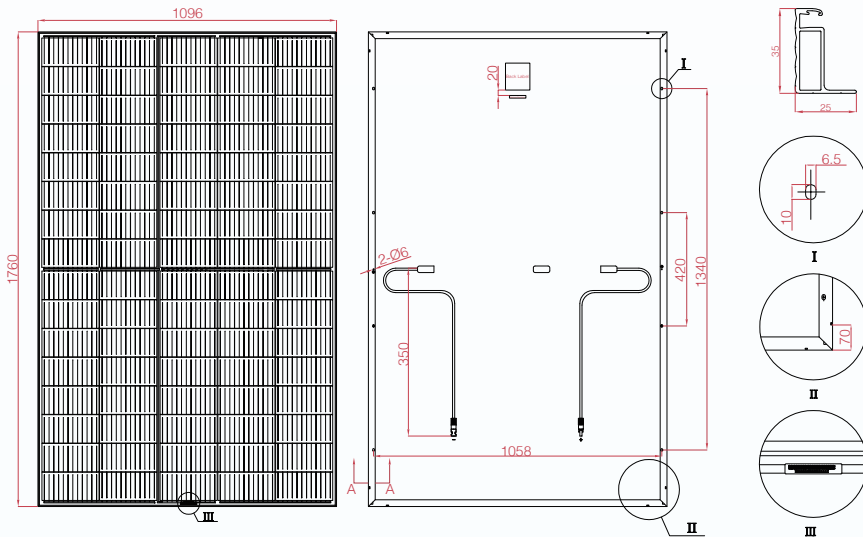
G12-80 Half-Cut Cell | MBB Mono PERC | White Back Sheet

ELECTRICAL PARAMETERS

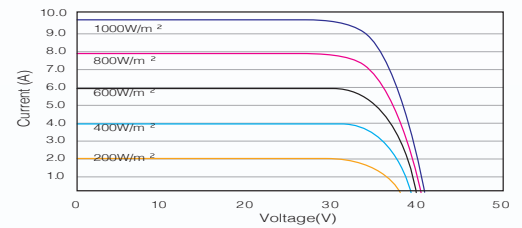
* Measurement tolerance: Pmax:±3%, Voc:±3%, Isc:±5%.

| Module Type | NB80M-G12P- | A390 | A395 | A400 | A405 | A410 |
|--|--|-------|-------|-------|-------|-------|
| STC AM1.5, 1000W/m ² Cell Temperature 25°C | Max. Power at STC (P _{mp} /W) | 390 | 395 | 400 | 405 | 410 |
| | Output Tolerance (W) | 0-+5 | 0-+5 | 0-+5 | 0-+5 | 0-+5 |
| | Max. Power Voltage (V _{mp} /V) | 24.0 | 24.2 | 24.4 | 24.6 | 24.8 |
| | Max. Power Current (I _{mp} /A) | 16.26 | 16.32 | 16.39 | 16.45 | 16.54 |
| | Open Circuit Voltage (V _{oc} /V) | 28.9 | 29.1 | 29.4 | 29.6 | 29.8 |
| | Short Circuit Current (I _{sc} /A) | 17.26 | 19.33 | 17.40 | 17.47 | 17.51 |
| | Module Efficiency (%) | 20.2 | 20.5 | 20.7 | 21.0 | 21.2 |
| NOCT AM1.5, 800W/m ² Ambient Temperature 20°C Wind Speed 1m/s | Max. Power at NOCT (P _{mp} /W) | 295 | 299 | 302 | 306 | 309 |
| | Max. Power Voltage (V _{mp} /V) | 22.3 | 22.5 | 22.7 | 22.9 | 23.1 |
| | Max. Power Current (I _{mp} /A) | 13.22 | 13.27 | 13.33 | 13.37 | 13.38 |
| | Open Circuit Voltage (V _{oc} /V) | 27.2 | 27.5 | 27.7 | 27.9 | 28.1 |
| | Short Circuit Current (I _{sc} /A) | 13.91 | 13.96 | 14.02 | 14.07 | 14.43 |

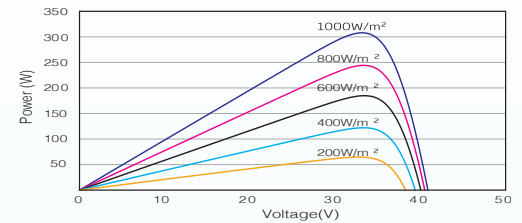
DIMENSIONS OF PV MODULE



I - V CURVES OF PV MODULE



P - V CURVES OF PV MODULE



MECHANICAL DATA

| | |
|---------------------------|------------------------------------|
| Solar Cells (mm) | 210 x 105 Mono PERC |
| Cell Orientation | 80 Cells (10 x 8) |
| Module Dimensions (L*W*H) | 1760 x 1096 x 35mm |
| Weight (Kg) | 21.5 kg |
| Glass | 3.2 mm coated tempered glass |
| Backsheet | White |
| Frame | Silver anodized aluminum alloy |
| J-Box | IP68, 3 bypass diodes |
| Cables | Length 350mm, 1x4.0mm ² |
| Connector | MC4 and MC4 Compatible |

TEMPERATURE RATINGS

| | |
|---|----------------|
| NMOT | 45°C (±2°C) |
| Temperature Coefficient of P _{max} | -0.362%/°C |
| Temperature Coefficient of V _{oc} | -0.262%/°C |
| Temperature Coefficient of I _{sc} | +0.042%/°C |
| MAXIMUM RATING | |
| Operational Temperature (°C) | -40°C to +85°C |
| Maximum System Voltage (VDC) | 1500 |
| Max Series Fuse Rating (A) | 30 |
| Mechanical Load Front (Pa) | 5,400 |
| Mechanical Load Back (Pa) | 2,400 |

PACKING CONFIGURATION

Module per box: 31 Pieces

MODULE PER CONTAINER

832 Pieces

CAUTION: READ SAFETY AND INSTALLATION INSTRUCTIONS BEFORE USING THE PRODUCTS.

©2023 NBS ENERGY GROUP CO., LTD. Specification included in this datasheet are subject to change without notice.