



M6



Guarantee on product material and workmanship



Linear power output warranty

## NB144M-M6P-A(435~455) Solar Cells With PERC Technology High Efficiency MONO Solar Module

The product adopts MBB high efficiency PERC cell combined with half cut. It can cope with the rising efficiency and diversification demand of residential roofs, industrial and commercial roofs, and large ground power stations.



Mono MBB half cut technology



Production process reliability test



3 times EL test to ensure best quality



Competitive low light performance



Less mismatch to get more power



Less power loss by minimizing the shading impact

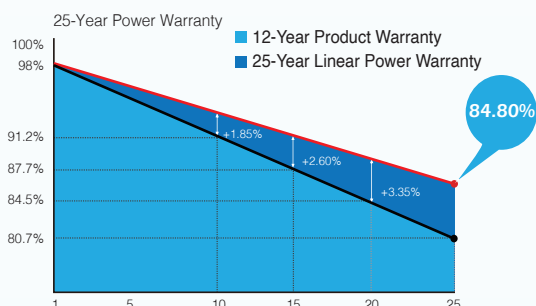


Ideal choice for utility and commercial scale projects by reduced BOS and improved ROI



Outstanding reliability proven by PVEL for stringent environment condition: Sand, Acid, Salt, Hailstones Anti-PID

### QUALITY ASSURANCE



### CERTIFICATION



TUV: IEC/EN 61215, IEC/EN 61730  
GB/T 19001-2016 / ISO 9001:2015  
GB/T 24001-2016 / ISO 14001:2015  
CHSAS: 18001:2007  
CNAS-CL01: ISO/IEC 17025:2017



**NBS ENERGY GROUP CO., LTD.**  
www.nbsenergy.com | sales@nbsenergy.com  
© 2023 NBS ENERGY GROUP CO., LTD.



# NB144M-M6P-A

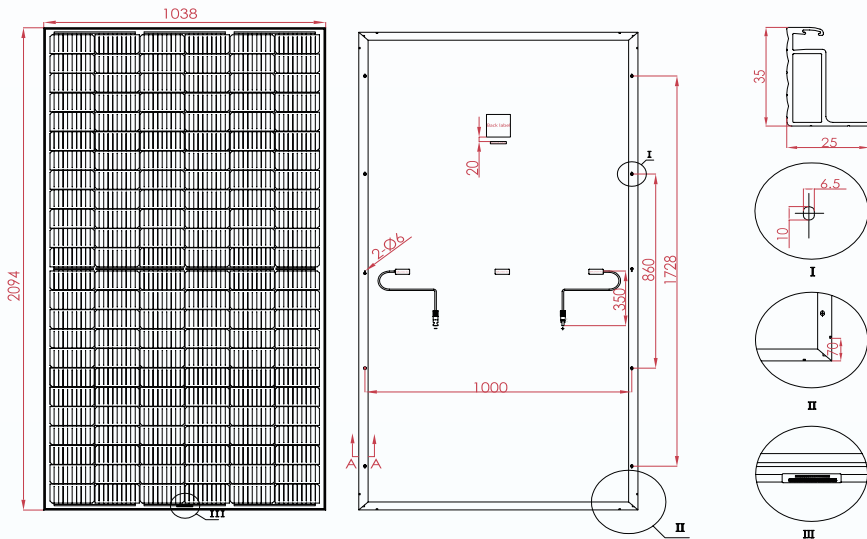
M6-144 Half-Cut Cell | MBB Mono PERC | White Back Sheet

## ELECTRICAL PARAMETERS

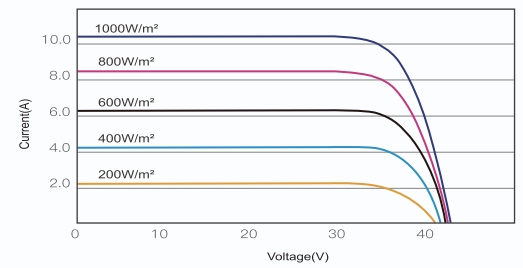
\* Measurement tolerance: Pmax:±3%, Voc:±3%, Isc:±5%.

Module Type	NB144M-M6P-	A435	A440	A445	A450	A455
STC AM1.5, 1000W/m <sup>2</sup> Cell Temperature 25°C	Max. Power at STC (Pmp/W)	435	440	445	450	455
	Output Tolerance (W)	0-+5	0-+5	0-+5	0-+5	0-+5
	Max. Power Voltage (Vmp/V)	40.79	40.99	41.19	41.39	41.59
	Max. Power Current (Imp/A)	10.67	10.74	10.81	10.88	10.95
	Open Circuit Voltage (Voc/V)	49.42	49.62	49.86	50.1	50.34
	Short Circuit Current (Isc/A)	11.28	11.35	11.41	11.48	11.55
	Module Efficiency (%)	20.02	20.25	20.48	20.71	20.94
NOCT AM1.5, 800W/m <sup>2</sup> Ambient Temperature 20°C Wind Speed 1m/s	Max. Power at NOCT (Pmp/W)	322	325.80	329.50	333.20	336.90
	Max. Power Voltage (Vmp/V)	37.68	37.88	38.07	38.26	38.44
	Max. Power Current (Imp/A)	8.54	8.59	8.64	8.70	8.76
	Open Circuit Voltage (Voc/V)	46.08	49.28	49.52	49.76	50.00
	Short Circuit Current (Isc/A)	9.06	9.11	9.16	9.22	9.32

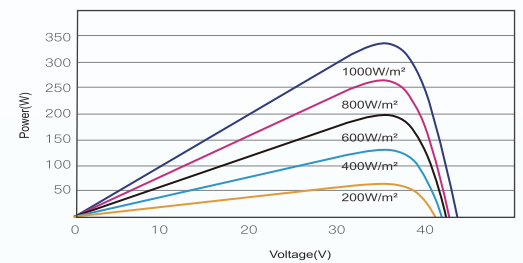
## DIMENSIONS OF PV MODULE



## I - V CURVES OF PV MODULE



## P - V CURVES OF PV MODULE



## MECHANICAL DATA

Solar Cells (mm)	166 x 83 Mono PERC
Cell Orientation	144 Cells (6 x 24)
Module Dimensions (L*W*H)	2094 x 1038 x 35mm
Weight (Kg)	23.5 kg
Glass	3.2 mm coated tempered glass
Backsheet	White
Frame	Sliver anodized aluminum alloy
J-Box	IP68, 3 bypass diodes
Cables	Length 350mm, 1x4.0mm <sup>2</sup>
Connector	MC4 and MC4 Compatible

## TEMPERATURE RATINGS

NMOT	45°C (±2°C)
Temperature Coefficient of Pmax	-0.365%/°C
Temperature Coefficient of Voc	-0.285%/°C
Temperature Coefficient of Isc	+0.055%/°C
<b>MAXIMUM RATING</b>	
Operational Temperature (°C)	-40°C to +85°C
Maximum System Voltage (VDC)	1500
Max Series Fuse Rating (A)	20
Mechanical Load Front (Pa)	5,400
Mechanical Load Back (Pa)	2,400

## PACKING CONFIGURATION

Module per box: 31 Pieces

## MODULE PER CONTAINER

726 Pieces

CAUTION: READ SAFETY AND INSTALLATION INSTRUCTIONS BEFORE USING THE PRODUCTS.

©2023 NBS ENERGY GROUP CO., LTD. Specification included in this datasheet are subject to change without notice.