

M6

12 YEARS

Guarantee on product material and workmanship

25 YEARS

Linear power output warranty

Bifacial Module
NB120M-M6PB-A(355~370)
Solar Cells With PERC Technology
High Efficiency MONO Solar Module

The product adopts MBB high efficiency PERC cell combined with half cut. It can cope with the rising efficiency and diversification demand of residential roofs, industrial and commercial roofs, and large ground power stations.



Mono MBB half cut technology
Double-sided electricity generation



Production process reliability test



3 times EL test to ensure best quality



Competitive low light performance



Less mismatch to get more power



Less power loss by minimizing the shading impact

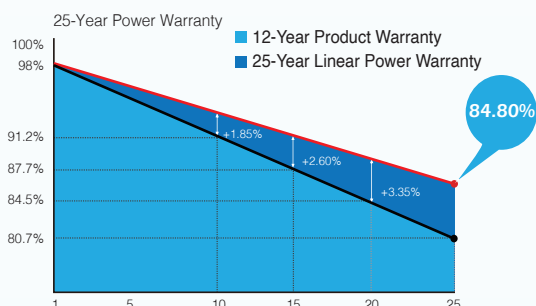


Ideal choice for utility and commercial scale projects by reduced BOS and improved ROI



Outstanding reliability proven by PVEL for stringent environment condition: Sand, Acid, Salt, Hailstones Anti-PID

QUALITY ASSURANCE




CERTIFICATION



TUV: IEC/EN 61215, IEC/EN 61730
 GB/T 19001-2016 / ISO 9001:2015
 GB/T 24001-2016 / ISO 14001:2015
 CHSAS: 18001:2007
 CNAS-CL01: ISO/IEC 17025:2017



NBS ENERGY GROUP CO., LTD.
www.nbsenergy.com | sales@nbsenergy.com
 © 2023 NBS ENERGY GROUP CO., LTD.



NB120M-M6PB-A

M6-120 Half-Cut Cell | MBB Mono PERC | Bifacial Module

ELECTRICAL PARAMETERS

* Measurement tolerance: Pmax:±3%, Voc:±3%, Isc:±5%.

Module Type	NB120M-M6PB-	A355		A360		A365		A370	
		STC	NMOT	STC	NMOT	STC	NMOT	STC	NMOT
Testing Condition		STC	NMOT	STC	NMOT	STC	NMOT	STC	NMOT
Maximum Power - Pmax (W)		355	262.89	360	266.6	365	270.3	370	274
Maximum Power Voltage - Vmpp (V)		33.48	30.96	33.68	31.14	33.88	31.33	34.08	31.51
Maximum Power Current - Imp (A)		10.61	8.49	10.69	8.56	10.78	8.63	10.86	8.69
Open Circuit Voltage - Voc (V)		40.75	37.99	40.99	38.22	41.24	38.45	41.48	38.68
Short Circuit Current - Isc (A)		11.13	8.94	11.22	9.01	11.31	9.09	11.39	9.16
Module Efficiency (%)		19.49		19.77		20.04		20.32	

STC: irradiance 1,000 W/m²; Spectra at AM 1.5; module temperature 25°C. Power output tolerance: 0~+5W. Measuring tolerance of power: ±3%

NMOT: irradiance 800 W/m²; Spectra at AM 1.5; Cell temperature 45°C; Ambient temperature 20°C. Wind speed 1m/s

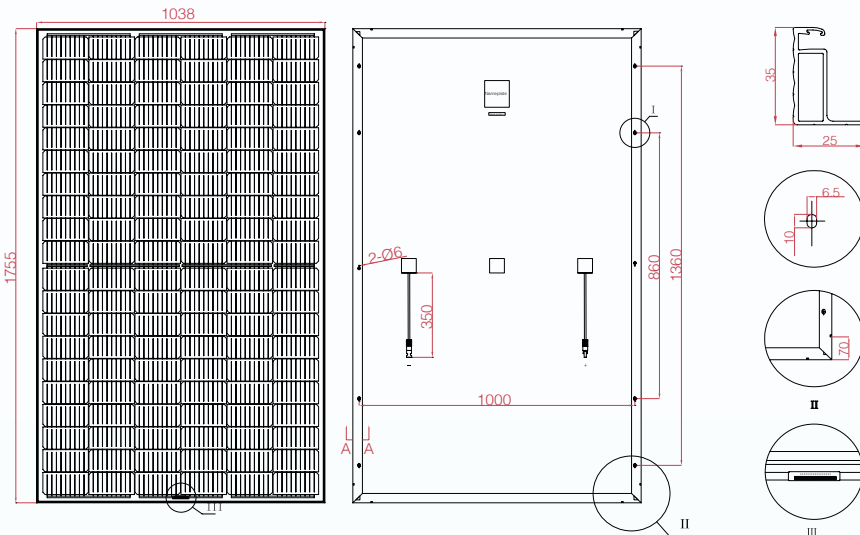
BIFACIAL REAR SIDE POWER GAIN

Electrical characteristics with different rear side power gain for reference to 340W front.

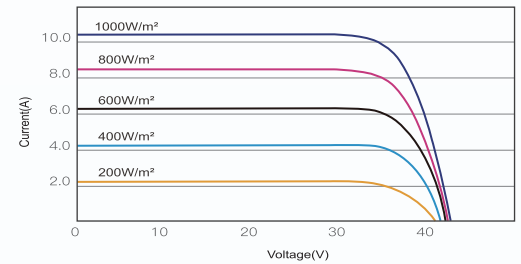
Maximum Power	Pmax Gain	Voc/V	Isc/A	Vmp/V	Imp/A
401.5W	10%	40.28	12.59	33.88	11.86
419.75W	15%	40.3	13.15	33.89	12.39
438W	20%	40.31	13.73	33.9	12.93
456.25W	25%	40.32	14.29	33.91	13.46

Bifacial gain: the additional gain from the rear side compared to the power of the front side at the standard test condition. It depends on mounting (structure, height, tilt angle, etc.) and albedo of the ground.

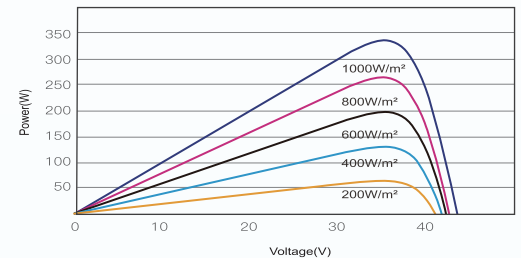
DIMENSIONS OF PV MODULE



I - V CURVES OF PV MODULE



P - V CURVES OF PV MODULE



MECHANICAL DATA

Solar Cells (mm)	166 x 83 Mono Bifacial PERC
Cell Orientation	120 Cells (6 x 20)
Module Dimensions (L*W*H)	1755 x 1038 x 35mm
Weight (Kg)	20 kg
Glass	3.2 mm coated tempered glass
Backsheet	Transparent
Frame	Silver anodized aluminum alloy
J-Box	IP68, 3 bypass diodes
Cables	Length 350mm, 1x4.0mm ²
Connector	MC4 and MC4 Compatible

TEMPERATURE RATINGS

NMOT	45°C (±2°C)
Temperature Coefficient of Pmax	-0.365%/°C
Temperature Coefficient of Voc	-0.285%/°C
Temperature Coefficient of Isc	+0.055%/°C
MAXIMUM RATING	
Operational Temperature (°C)	-40°C to +85°C
Maximum System Voltage (VDC)	1500
Max Series Fuse Rating (A)	20
Mechanical Load Front (Pa)	5,400
Mechanical Load Back (Pa)	2,400

PACKING CONFIGURATION

Module per box: 31 Pieces

MODULE PER CONTAINER

858 Pieces

CAUTION: READ SAFETY AND INSTALLATION INSTRUCTIONS BEFORE USING THE PRODUCTS.

©2023 NBS ENERGY GROUP CO., LTD. Specification included in this datasheet are subject to change without notice.