



612



Guarantee on product material and workmanship



Linear power output warranty

NB100M-G12P-A(485~505) Solar Cells With PERC Technology High Efficiency MONO Solar Module

The Module strengthens the module density, greatly improves the power and efficiency. At the same time, it has the advantages of flexible installation, cost saving, good system adaptation. High reliability, easy transportation, environmental protection and so on.



Mono MBB half cut technology



Production process reliability test



3 times EL test to ensure best quality



Competitive low light performance



Less mismatch to get more power



Less power loss by minimizing the shading impact

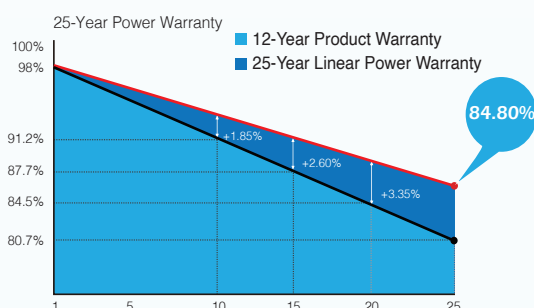


Ideal choice for utility and commercial scale projects by reduced BOS and improved ROI



Outstanding reliability proven by PVEL for stringent environment condition: Sand, Acid, Salt, Hailstones Anti-PID

QUALITY ASSURANCE



CERTIFICATION



TUV: IEC/EN 61215, IEC/EN 61730
GB/T 19001-2016 / ISO 9001:2015
GB/T 24001-2016 / ISO 14001:2015
CHSAS: 18001:2007
CNAS-CL01: ISO/IEC 17025:2017



NBS ENERGY GROUP CO., LTD.
www.nbsenergy.com | sales@nbsenergy.com
© 2023 NBS ENERGY GROUP CO., LTD.



NB100M-G12P-A

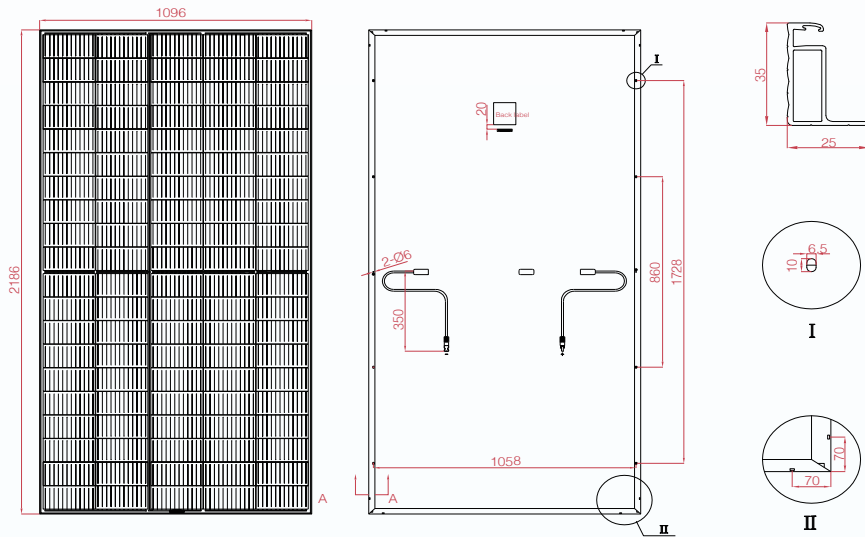
G12-100 Half-Cut Cell | MBB Mono PERC | White Back Sheet

ELECTRICAL PARAMETERS

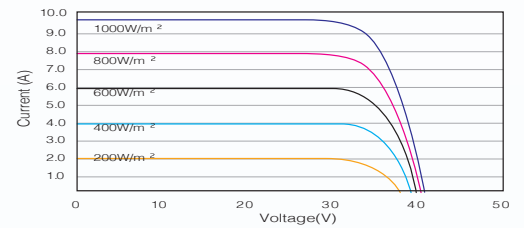
* Measurement tolerance: Pmax:±3%, Voc:±3%, Isc:±5%.

Module Type	NB100M-G12P-	A485	A490	A495	A500	A505
STC AM1.5, 1000W/m ² Cell Temperature 25°C	Max. Power at STC (Pmpp/W)	485	490	495	500	505
	Output Tolerance (W)	0-+5	0-+5	0-+5	0-+5	0-+5
	Max. Power Voltage (Vmp/V)	27.60	27.81	28.02	28.23	28.44
	Max. Power Current (Imp/A)	17.58	17.63	17.67	17.72	17.76
	Open Circuit Voltage (Voc/V)	33.26	33.52	33.77	34.02	34.28
	Short Circuit Current (Isc/A)	18.67	18.72	18.76	18.81	18.86
	Module Efficiency (%)	20.25	20.46	20.67	20.87	21.08
NOCT AM1.5, 800W/m ² Ambient Temperature 20°C Wind Speed 1m/s	Max. Power at NOCT (Pmpp/W)	367.16	370.94	374.73	378.51	382.30
	Max. Power Voltage (Vmp/V)	25.69	25.88	26.08	26.27	26.47
	Max. Power Current (Imp/A)	14.29	14.33	14.37	14.41	14.44
	Open Circuit Voltage (Voc/V)	31.35	31.59	31.83	32.06	32.30
	Short Circuit Current (Isc/A)	15.04	15.08	15.11	15.16	15.19

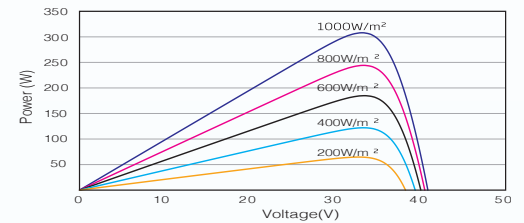
DIMENSIONS OF PV MODULE



I - V CURVES OF PV MODULE



P - V CURVES OF PV MODULE



MECHANICAL DATA

Solar Cells (mm)	210 x 105 Mono PERC
Cell Orientation	100 Cells (10 x 10)
Module Dimensions (L*W*H)	2186x1096x35mm
Weight (Kg)	23.5 kg
Glass	3.2 mm coated tempered glass
Backsheet	White
Frame	Silver anodized aluminum alloy
J-Box	IP68, 3 bypass diodes
Cables	Length 350mm, 1x4.0mm ²
Connector	MC4 and MC4 Compatible

TEMPERATURE RATINGS

NMOT	45°C (±2°C)
Temperature Coefficient of Pmax	-0.362%/°C
Temperature Coefficient of Voc	-0.262%/°C
Temperature Coefficient of Isc	+0.042%/°C

MAXIMUM RATING

Operational Temperature (°C)	-40°C to +85°C
Maximum System Voltage (VDC)	1500
Max Series Fuse Rating (A)	30
Mechanical Load Front (Pa)	5,400
Mechanical Load Back (Pa)	2,400

PACKING CONFIGURATION

Module per box: 31 Pieces

MODULE PER CONTAINER

640 Pieces

CAUTION: READ SAFETY AND INSTALLATION INSTRUCTIONS BEFORE USING THE PRODUCTS.

©2023 NBS ENERGY GROUP CO., LTD. Specification included in this datasheet are subject to change without notice.